
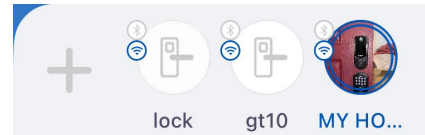


Delete Pin Code on Smart Solity App


1. Open the Smart Solity App on your phone




2. Make sure to select which lock you want to access



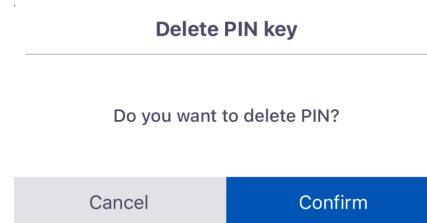
3. Click on "Keys" as shown in the image



4. You are going to click the small "x" on the pin code you want to delete. As shown below.



5. It will bring you to a pop up asking if you want to delete PIN. As shown below.
Click "Confirm"



6. PIN is now deleted.